




# MONO SYSTEM

## NEW POLO



Two-conductor aluminium or copper cable + steel support, mounted wall to wall. The lighting fixtures are placed along the cable and anchored through a special fixing system.







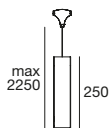






## BATON-C\_1

arrayLED 8 W | 220-240 V | CRI 80



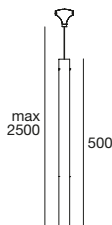
Ø 60 |



TYPE	CODE	COLOUR
WHITE / BLACK	<b>64652W70</b>	3000 K
WHITE / GOLD	<b>64653W70</b>	988 lm

## BATON-C\_2

arrayLED 3 W | 220-240 V | CRI 80



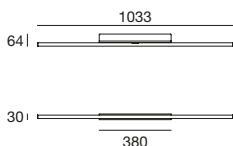

Ø 32 |



TYPE	CODE	COLOUR
WHITE / BLACK	<b>64656W50</b>	3000 K
WHITE / GOLD	<b>64657W50</b>	325 lm

## CIRCULAR-C

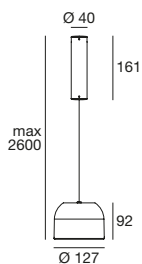
topLED 17 W | 220-240 V | CRI 80



TYPE	CODE	COLOUR
WHITE	<b>8445</b>	3000 K
GREY	<b>8446</b>	2191 lm

## OUTLOOK-C

arrayLED 11 W | 220-240 V | CRI 80



TYPE	CODE	COLOUR
WHITE	<b>8422</b>	3000 K

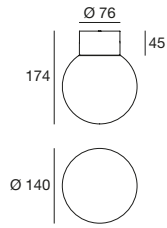


Included



# OH!-C1

topLED 6 W | 220-240 V | CRI 80



### TYPE

- WHITE
- GREY

### CODE

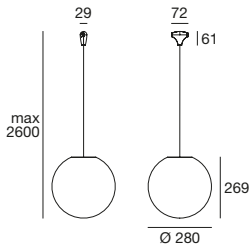
- 10115**
- 10116**

### COLOUR

- 3000 K
- 727 lm

# OH!-C2\_280

topLED 8 W | 220-240 V | CRI 90



### TYPE

- WHITE



Included

### CODE

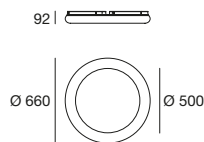
- 12140**

### COLOUR

- 3000 K
- 1002 lm

# POLO-C\_660

topLED 31 W | 220-240 V | CRI 80



### TYPE

- WHITE

### CODE

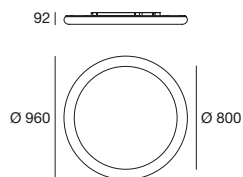
- 9166**

### COLOUR

- 3000 K
- 3650 lm

# POLO-C\_960

topLED 31 W | 220-240 V | CRI 80



### TYPE

- WHITE

### CODE

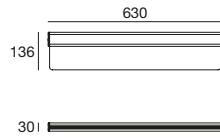
- 9167**

### COLOUR

- 3000 K
- 6080 lm

## TRIX-C

topLED 19 W | 220-240 V | CRI 80



### TYPE

- WHITE
- GREY

### CODE

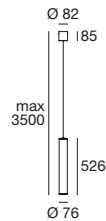
**8429**  
**8430**

### COLOUR

3000 K  
2050 lm

## TU-V-C

topLED 20 W | 220-240 V | CRI 90



### TYPE

- WHITE



Included

### CODE

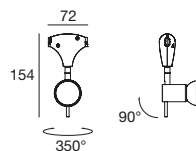
**8650**

### COLOUR

3000 K  
2331 lm

## ANDROMEDA-C\_1

GU10 | 220-240 V



### TYPE

- WHITE
- CHROME
- NICKEL
- RUST

### CODE

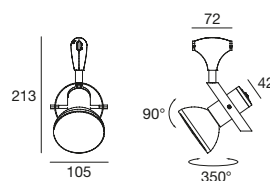
**TR4304-4R**  
**TR4304-3**  
**TR4304-48**  
**TR4304-9**

### SOURCE

1x42 W Max  
Halogen  
(LED Bulbs  
compatible)

## ANDROMEDA-C\_2

E27 | 220-240 V



### TYPE

- CHROME
- NICKEL
- RUST

### CODE

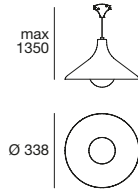
**TR4303-3**  
**TR4303-48**  
**TR4303-9**

### SOURCE

1x77 W Max  
Halogen PAR30  
(LED Bulbs  
compatible)

## BELL-C

E27 | 220-240 V



### TYPE

■ RUST

### CODE

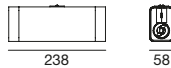
**TR4317-9**

### SOURCE

1x20 W  
Fluorescent  
(LED Bulbs  
compatible)

## ORION-C\_1

G9 | 220-240 V



### TYPE

□ WHITE /  
TRANSP. GLASS

### CODE

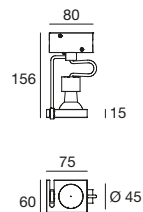
**59754**

### SOURCE

2x33 W Max  
Halogen  
(LED Bulbs  
compatible)

## ORION-C\_2

GU10 | 220-240 V



### TYPE

□ WHITE  
■ GREY

### CODE

**59744**

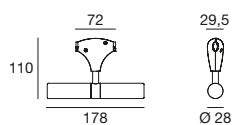
**59745**

### SOURCE

1x42 W Max  
Halogen  
(LED Bulbs  
compatible)

## TEK-C\_1

G9 | 220-240 V



### TYPE

■ CHROME  
■ NICKEL  
■ RUST

### CODE

**TR4302-3**

**TR4302-48**

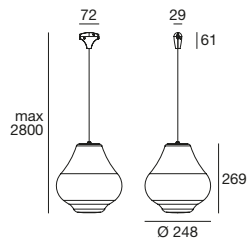
**TR4302-9**

### SOURCE

2x33 W Max  
Halogen  
(LED Bulbs  
compatible)

## SISTERS-C\_248

E27 | 220-240 V



### TYPE

WHITE



Included

### CODE

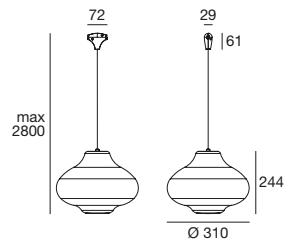
**8653**

### SOURCE

1x46 W Max  
Halogen  
(LED Bulbs  
compatible)

## SISTERS-C\_310

E27 | 220-240 V



### TYPE

WHITE



Included



### CODE

**8656**

### SOURCE

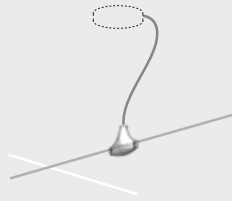
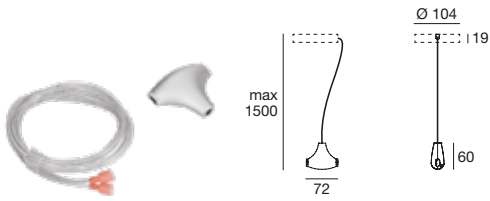
1x46 W Max  
Halogen  
(LED Bulbs  
compatible)

## FASTENING KIT WALL AND CEILING



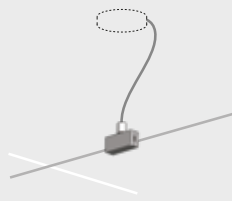
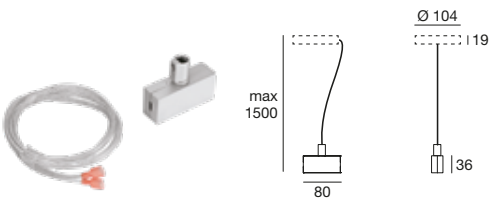
TYPE	CODE
WHITE	<b>TR4111-4</b>
GREY	<b>TR4111-5</b>
RUST	<b>TR4111-9</b>
CHROME	<b>TR4111-3</b>
NICKEL	<b>TR4111-8</b>

## POWER SUPPLY KIT



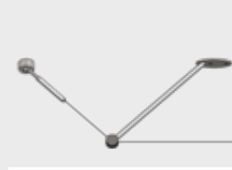
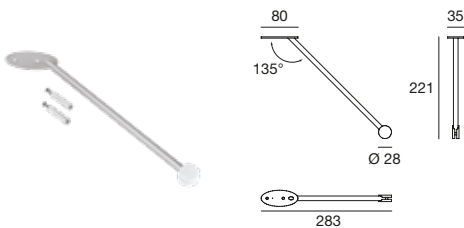
TYPE	L (mm)	CODE
WHITE	1500	<b>8706</b>
RUST	1500	<b>8707</b>
CHROME	1500	<b>8708</b>
CHAMP. / NICKEL	1500	<b>8709</b>

## POWER SUPPLY KIT



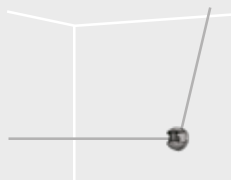
TYPE	L (mm)	CODE
WHITE	1500	<b>8711</b>
GREY	1500	<b>8712</b>

## SPACER



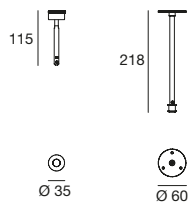
TYPE	CODE
WHITE	<b>TR4114-4</b>
GREY	<b>TR4114-5</b>
RUST	<b>TR4114-9</b>
CHROME	<b>TR4114-3</b>
NICKEL	<b>TR4114-8</b>

## WALL SWITCH KIT



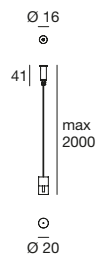
TYPE	CODE
CHROME	<b>TR4120-3</b>
NICKEL	<b>TR4120-8</b>

## CEILING SWITCH KIT



TYPE	L (mm)	CODE
WHITE	1500	TR4117-4R
GREY	1500	TR4117-5
RUST	1500	TR4117-9
CHROME	1500	TR4117-3
NICKEL	1500	TR4117-8

## SUPPORTING KIT



TYPE	L (mm)	CODE
WHITE	2000	TR4119-4
GREY	2000	TR4119-5
RUST	2000	TR4119-9
CHROME	2000	TR4119-3
NICKEL	2000	TR4119-48

## CABLE

Supporting cable and two conductors, section 2x1,5 mm<sup>2</sup>.



L (mm)	CODE
1000	TR4151
5000	TR4151-5
10000	TR4151-10
15000	TR4151-15
20000	TR4151-20
25000	TR4151-25
30000	TR4151-30
50000	TR4151-50

## COPPER CABLE

Supporting cable and two copper conductors, section 2x1,5 mm<sup>2</sup>.



L (mm)	CODE
1000	TR4152
5000	TR4152-5
10000	TR4152-10
15000	TR4152-15
20000	TR4152-20
25000	TR4152-25
30000	TR4152-30
50000	TR4152-50