



WISEBOX REC V4

4 Channel, 5 Amps / Circuit

Quicklink: Q400F

General

IP Rating IP54

Detection Range 200m

Dimensions

Depth 80mm

Height 150mm

Width 200mm

Electrical

Amperage 20A

Maximum Amps /
Circuit 5A

Minimum Wattage
per Circuit 1W

Voltage 240V

The **Wise Box Receiver Version 4** is an updated version of the original Wise Box Receiver. As well as the standard on and off mode, Version 4 features four PIR timer dials. There is 1 for each circuit, which will allow you to set times for our wired 2 channel PIR modules for sensor control.

The WiseBox receiver will control your lights, water features, electric shutters and gates etc. Once programmed, place the indoor wireless switch in a suitable location and the installation is complete. Enjoy switching your circuits from anywhere in your garden or home with the remote control.

The WiseBox receiver has four fused 5 amp circuits with a maximum amperage of 20 amps across the whole box. Any circuit can be increased to 10 amps as long as the box itself doesn't exceed the 20 amp limit. The WiseBox receiver can achieve up to a 200m range with a clear line of sight. These circuits can be changed from switching to an open circuit.

This product is just the receiver, and doesn't include any switches or keyfobs. These would need to be bought separately, or alternatively you can buy a WiseBox kit instead which includes 2 transmitters.

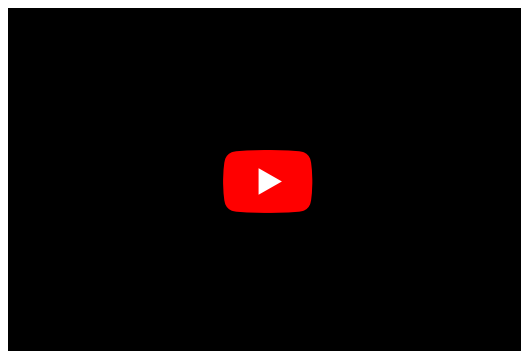
Programming Options

Option 1

Single Button On and Off

Programming this way will create an on and off from a single button on a wireless switch / remote.

Wise Controls Introduction Video





Option 2

Dual button On and Off

Programming this way will assign your On and Off to 2 separate buttons.

Option 3

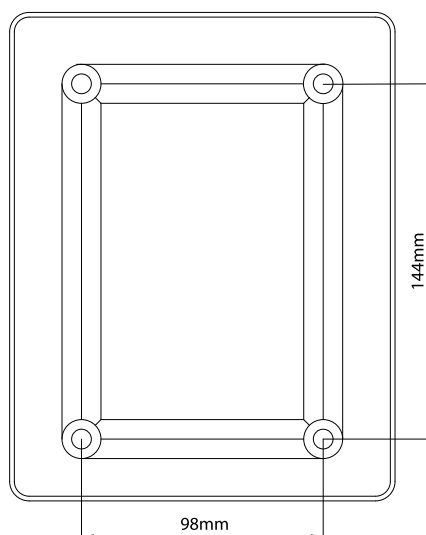
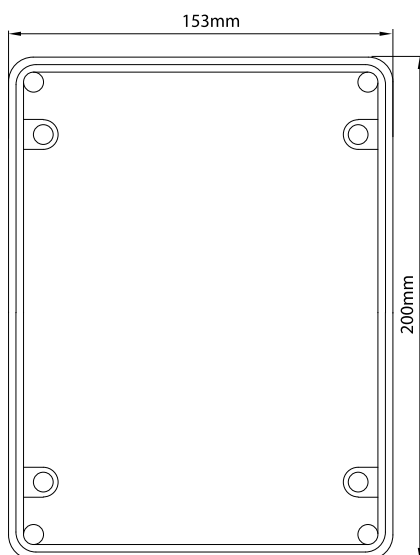
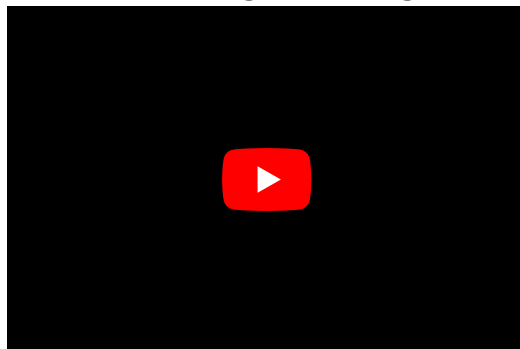
PIR / Timelag function

Programming this way only sends an ON signal, which is then switched off by a pre-set countdown timer. If you program to a PIR, then the PIR will reset itself to the pre-set time every time the sensor is triggered. If programmed to a switch or remote, then the countdown will switch off when it reaches 0 seconds.

Wise Switches / Remotes

The keyfob and the wall switch sold separately both have four buttons. Once you have programmed the button of your choice to link with a channel, that button will switch the channels circuit on / off. You can add additional switches and remotes to a WiseBox if you wish, up to a maximum of 16.

WiseBox Programming



Switching On/Off

Wise Box Receiver Version 4

4 Channel, 5 Amps / Circuit



MR. RESISTOR®
Lighting Specialist Est. 1968

