



DL33614B/EMERGENCY WHITE

White / Black Baffle 9W
Quicklink: Q2293

General

Cap	GU10
Colour	White
Construction	Die-Cast Aluminium
Dimmable	Yes

Battery	3 hrs
Emergency Type	Maintained

Dimensions

Cut Out	82mm (Diameter)
Diameter	89mm
Horizontal Rotation	360°
Minimum Ceiling Depth	85mm
Pack Diameter	60mm
Pack Length	560mm
Vertical Rotation	30°

Electrical

Maximum Wattage	9W
Voltage	240V

The **Black Baffle 50** is a fully adjustable 50mm downlight which has the added benefit over the *Rock 'n' Roll 35* of an integrated black baffle. This recesses the light source further into the downlight, absorbing light at wide angles to eliminate glare whilst also maintaining full light output. The inner ring can tilt to a maximum of 35° for precise beam placement.

The outer ring of this product is permanently attached to the ceiling and the two inner rings are one piece. These two inner rings are easily pulled out to reveal the lampholder. This simply pushes back in place afterwards. No clips or tools are needed, simplifying the lamp replacement process without compromising the design.

This kit includes the **LED GU10 Emergency Pack 240V** which is a remote pack designed to fit through a 60mm aperture to convert LED GU10 lights to emergency.

LED lamp not included. All GU10 lamps linked have been tested and approved to work with this product. The LED GU10 Emergency Pack 240V will run these lamps on DC in emergency so the lamp must be suitable for low power DC operation. LED GU10 lamps that cannot run in DC voltage will not be compatible with this product.

Emergency packs are used in commercial buildings as a safety precaution during a power outage, so that people will be able to find their way out of a building in the event of an emergency.

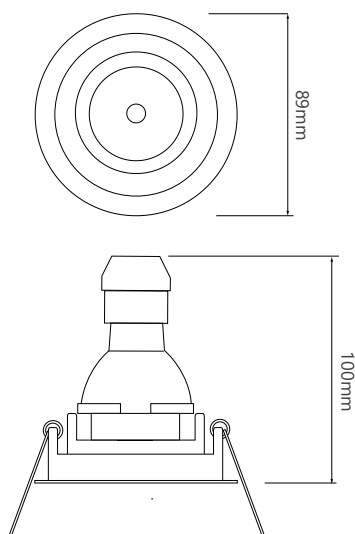
This is a maintained emergency pack.

Maintained Emergency Lighting: The emergency light units are illuminated at all times using the same lamps for both normal and emergency operation. Please note maintained fittings can be wired as non-maintained.

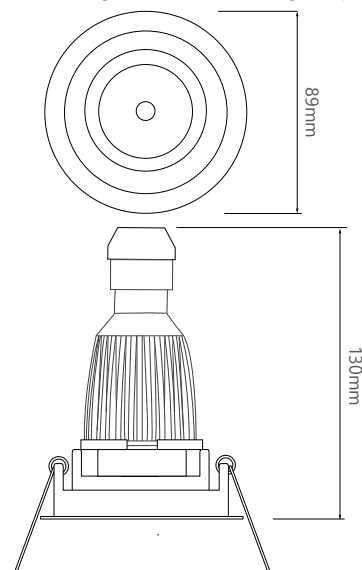
Non-Maintained Emergency Lighting: A non-maintained fitting is not illuminated until the event of power failure.



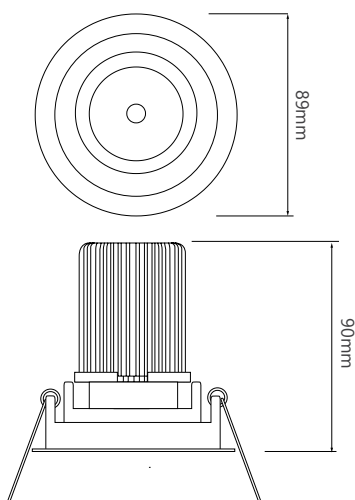
Dimensions using our GU10 LED 5W Retro lamps



Dimensions using our GU10 LED 7W Large lamps



Dimensions using our LED Module



Dimensions using our LED Module

